



Product Information

**PC8-FLUTE • CompactPCI® PlusIO • CPU Card**

Intel® Atom™ x6000 Series Processor • Elkhart Lake SoC

Preliminary Edition

## General

*The PC8-FLUTE is a low power CompactPCI® PlusIO CPU board, based on an Intel® Atom™ x6000RE (Elkhart Lake Industrial) System-on-Chip processor. The front panel is provided with three 2.5Gbps RJ45 Ethernet jacks, and three Type-C USB3/DisplayPort connectors. The board is equipped with 16GB directly soldered DDR4 IB ECC RAM, and in addition a DDR4 SODIMM socket for another 16GB.*

High speed PCIe® x4 SSD mass storage is available via low profile mezzanine modules (4HP assembly), or multi-function side cards (8HP). The PC8-FLUTE backplane connectors comply with the CompactPCI® PlusIO specification, suitable for system expansion with classic CompactPCI® peripheral cards via J1, and in addition high speed I/O such as PCI Express® lanes and 2.5GBASE-T across J2.

## Feature Summary

### General

- ▶ CompactPCI® PlusIO (PICMG® CPCI 2.30) System Slot Controller
- ▶ Form factor single size Eurocard (board dimensions 100x160mm<sup>2</sup>)
- ▶ Mounting height 3U
- ▶ Front panel width 4HP (8HP/12HP assembly with optional mezzanine side card)
- ▶ Front panel I/O for versatile system configuration (3 x USB3/DisplayPort, 3 x 2.5Gbps Ethernet)
- ▶ Backplane communication via CompactPCI® PlusIO connectors
- ▶ J1 - PCI® 32bit 66MHz (PICMG® CPCI 2.0)
- ▶ J2 - PCIe®, GbE, SATA, USB (PICMG® CPCI 2.30)
- ▶ On-board PCIe® mezzanine expansion option for mass storage modules or side cards
- ▶ Side cards and low profile mass storage modules available as COTS and also as custom specific

### Processor

- ▶ Intel® Atom® Industrial SoC x6000RE Series (Elkhart Lake)
- ▶ x6425RE • 4 Cores • 1.9GHz • 12W TDP • 400MHz/32EUs Gfx
- ▶ x6416RE • 4 Cores • 1.7GHz • 9W TDP • 450MHz/16EUs Gfx
- ▶ x6414RE • 4 Cores • 1.5GHz • 9W TDP • 400MHz/16EUs Gfx
- ▶ x6214RE • 2 Cores • 1.4GHz • 6W TDP • 400MHz/16EUs Gfx
- ▶ x6212RE • 2 Cores • 1.2GHz • 6W TDP • 350MHz/16EUs Gfx

all frequencies not final and subject to change

- ▶ *Intel® Atom® Embedded SoC x6000E Series (Elkhart Lake)*
- ▶ *x6425E • 4 Cores • 2.0GHz • 12W TDP • 500MHz/32EUs Gfx*
- ▶ *x6413E • 4 Cores • 1.5GHz • 9W TDP • 500MHz/16EUs Gfx*
- ▶ *x6211E • 2 Cores • 1.3GHz • 6W TDP • 350MHz/16EUs Gfx*
- ▶ *Intel® Atom® Industrial FuSa SoC x6000FE Series (Elkhart Lake)*
- ▶ *x6427FE • 4 Cores • 1.9GHz • 12W TDP • 400MHz/32EUs Gfx • FuSa*
- ▶ *x6200FE • 2 Cores • 1.0GHz • 4.5W TDP • tbd MHz/tbd EUs Gfx • FuSa*

*italic grey: SKUs not plan of release*

- ▶ In-band ECC
- ▶ Intel® Programmable Services Engine
- ▶ Intel® Time Coordinate Computing (Intel® TCC) and TSN
- ▶ Operating life 10 years up to 100% active
- ▶ T<sub>a</sub> -40°C to 85°C

## Feature Summary

### Firmware

- ▶ Phoenix® UEFI (Unified Extensible Firmware Interface) with CSM\*
- ▶ Fully customizable by EKF
- ▶ Secure Boot and Measured Boot supported
- ▶ Windows®, Linux and other (RTOS)' supported

\* CSM (Compatibility Support Module) emulates a legacy BIOS environment, which allows to boot a legacy operating system such as DOS, 32-bit Windows and some RTOS'

### Main Memory

- ▶ Integrated memory controller fo up to 32GB DDR4 w. IBECC, 3200MT/s
- ▶ 16GB Soldered memory for rugged applications
- ▶ 16GB SODIMM socket

### Mass Storage

- ▶ 128Mbit SPI Flash (UEFI firmware and customer application data)
- ▶ PCIe® based SSD module options via P-HSE1 & P-HSE2 mezzanine connectors
- ▶ M.2 socket(s) on low profile mezzanine modules (4HP) or side cards (8HP)
- ▶ Up to 2 x M.2 NVMe SSD size 2280, PCIe x4 (P-HSE1) and PCIe x1 (P-HSE2)
- ▶ Up to 2 x 2TB as of current
- ▶ Option custom specific mezzanine mass storage board design on request

### Graphics

- ▶ Intel® UHD Graphics, 4kp60 (4096x2160@60Hz) on three simultaneous displays
- ▶ 2D/3D Hardware acceleration
- ▶ H.265/HEVC Decode/Encode
- ▶ H.264 Decode/Encode
- ▶ MPEG2 Decode
- ▶ VC1/WMV9 Decode
- ▶ VP8 Decode
- ▶ VP9 Decode/Encode
- ▶ JPEG/MPEG Decode/Encode
- ▶ HDCP 2.3, PAVP
- ▶ 3 x Type-C front panel connectors (DisplayPort Alternate Mode)
- ▶ DisplayPort™ 1.4 MST (multiple displays if monitor is equipped with bridge chip)

## Feature Summary

### *Networking*

- ▶ Up to 9 Multi-Gigabit Ethernet networking interfaces in total
- ▶ 3 x 2500BASE-T RJ45 front ports via Marvell® AQR115C PHYs
- ▶ 2 x 2500BASE-T backplane J2 connector (P82-GBE low profile mezzanine module - 2 x Intel® I226-IT)
- ▶ Option 4 x 2500BASE-T RJ45 front w. SCJ-VEENA short side card - 4 x Intel® I225-IT NIC (8HP assy)
- ▶ TSN Precision time protocol (Time-Sensitive-Networking) as required for OPC UA and OpenAvnu
- ▶ Enables ultra-reliable low-latency communication (URLLC)
- ▶ Intel® Time Coordinated Computing (Intel® TCC) for time synchronisation and timeliness

### *EHL SoC I/O Usage*

- ▶ 3 x USB Type-C front panel connectors (DP Alt Mode)
- ▶ 3 x 2.5GBASE-T SGMII PHYs to RJ45 front ports
- ▶ 4 x PCIe® Gen3 to HSE1 mezzanine connector (configurable 1x4 or 4x1 links)
- ▶ 4 x PCIe® Gen3 to HSE2 mezzanine connector (4x1 links via PCIe® switch)
- ▶ 4 x PCIe® Gen3 to backplane connector J2 (x1 links, via PCIe® switch, Gen2/3 depends on application)
- ▶ PCIe® Gen3 1:5 switch (1 x USB3 controller, 4 x HSE2 mezzanine)
- ▶ PCIe® Gen3 1:5 switch (PCI® bridge to J1 backplane connector, 4 x PCIe® to J2)
- ▶ 4 x USB2 to J2 backplane connector
- ▶ eSPI, Audio, I2C, UART, CAN-FD, Time Sync to mezzanine expansion connector N-EXP
- ▶ TPM 2.0 module

### *Additional Building Blocks*

- ▶ Additional on-board devices, PCIe® based
- ▶ 2 x PCIe® Gen3 packet switches PI7C9X3G606GP (6-port, 6-lane)
- ▶ Dual port PCIe® USB3 controller uPD720202 (front Type-C, HSE1)
- ▶ PCIe® to PCI® bridge PI7C9X112

### *Security*

- ▶ Trusted Platform Module
- ▶ TPM 2.0 for highest level of certified platform protection
- ▶ Infineon Optiga™ SLM9670 cryptographic processor
- ▶ Conforming to TCG 2.0 specification
  
- ▶ AES hardware acceleration support (Intel® AES-NI)

## Feature Summary

### *Front Panel I/O (4HP)*

- ▶ 3 x 2.5 Gigabit Ethernet RJ45 (2.5GBASE-T, 1000BASE-T, 100BASE-TX, 10BASE-Te)
- ▶ 3 x DisplayPort (Type-C Alt Mode)
- ▶ 3 x USB 3.0 Type-C (same as DP connectors)
- ▶ 1 x USB 3.0 Type-C in addition w. S48-SSD low profile mezzanine

### *Front Panel I/O (8HP)*

- ▶ Variety of side cards available, common front panel 8HP/12HP with CPU card
- ▶ Various I/O ports e.g. UART, Audio, 2.5G Ethernet
- ▶ Custom specific front panel and side card design

### *CompactPCI® (J1) Backplane Compliance*

- ▶ PICMG® CompactPCI® Classic 32bit 33/66MHz
- ▶ Up to seven CompactPCI® peripheral cards on a classic style or hybrid backplane

### *CompactPCI® PlusIO (J2) Backplane Resources*

- ▶ PICMG® CompactPCI® PlusIO CPU card (system slot controller)
- ▶ Up to four PCIe® based CompactPCI® Serial peripheral cards on a hybrid backplane, Gen1/2/3 x1 links
- ▶ PCIe® based rear I/O module
- ▶ PCIe® links/lanes derived from PI7C9X3G606GP PCIe® Gen3 switch
- ▶ Option 2 x 2.5GBASE-T Gigabit Ethernet via P82-GBE low profile mezzanine module (I226-IT NICs)
- ▶ 1 x SATA derived from EHL SoC
- ▶ 4 x USB2 from EHL SoC

## Feature Summary

### *Local Expansion*

- ▶ Mezzanine side card connectors for optional local expansion
- ▶ HSE1 - High speed expansion connector, PCIe® Gen3 fully configurable, derived from EHL SoC
- ▶ HSE2 - High speed expansion connector, PCIe® Gen3 configured 4x1, via PCIe® packet switch
- ▶ N-EXP - Sideband expansion connector, e.g. eSPI, Audio, UART (from EHL SoC)
  
- ▶ 4HP Low profile mezzanine module options (to be ordered separately)
- ▶ S48-SSD Mezzanine module - 2 x M.2 2280 NVMe SSD sockets, 1 x USB Type-C
- ▶ P82-GBE Mezzanine module - 1 x M.2 2280 NVMe, 2 x backplane (J2) 2.5GbE ports
- ▶ Custom specific module design
  
- ▶ 8HP Mezzanine side card option (to be ordered separately)
- ▶ SCJ-VEENA Quad RJ45 2.5GbE NIC & M.2 SSD storage
- ▶ PCZ-NVM Dual M.2 NVMe SSD, quad UART
- ▶ Custom specific side card design

### *Environmental & Regulatory*

- ▶ Designed & manufactured in Germany
- ▶ ISO 9001 certified quality management
- ▶ Long term availability
- ▶ Rugged solution
- ▶ Coating, sealing, underfilling on request
- ▶ Lifetime application support
- ▶ RoHS compliant
- ▶ Operating temperature -40°C to +85°C (industrial temperature range)
- ▶ Storage temperature -40°C to +85°C, max. gradient 5°C/min
- ▶ Humidity 5% ... 95% RH non condensing
- ▶ Altitude -300m ... +3000m
- ▶ Shock 15g 0.33ms, 6g 6ms
- ▶ Vibration 1g 5-2000Hz
- ▶ MTBF tbd years (MIL-HDBK-217F, SN29500 @+40°C)
- ▶ EC Regulatory EN55035, EN55032, EN62368-1 (CE)

### *RT OS Board Support Packages & Driver*

- ▶ Please contact [sales@ekf.de](mailto:sales@ekf.de)

## Feature Summary

*Applications*

- ▶ General low power industrial computing, for x86 based software
- ▶ Rugged systems (e.g. transportation, construction machines, harvester)
- ▶ Data concentrator, router, gateway, networking, kiosk systems, IoT
- ▶ Stand-alone computer (fog computing), scalable via mezzanine I/O expansion options
- ▶ Modular systems with up to 4 CompactPCI® Serial peripheral cards and up to 7 CompactPCI® boards

*all items are subject to changes w/o further notice*





## Related Information

PC8-FLUTE Home	<a href="https://www.ekf.com/p/pc8/pc8.html">https://www.ekf.com/p/pc8/pc8.html</a>
CompactPCI® PlusIO Home	<a href="https://www.ekf.com/p/plus.html">https://www.ekf.com/p/plus.html</a>

## Related Mezzanine Modules and Side Cards

S48-SSD Low Profile Mezzanine	<a href="https://www.ekf.com/s/s48/s48.html">https://www.ekf.com/s/s48/s48.html</a>
SCJ-VEENA Mezzanine Side Card	<a href="https://www.ekf.com/s/scj/scj.html">https://www.ekf.com/s/scj/scj.html</a>
P82-GBE Low Profile Mezzanine	<a href="https://www.ekf.com/p/p82/p82.html">https://www.ekf.com/p/p82/p82.html</a>
PCZ-NVM Mezzanine Side Card	<a href="https://www.ekf.com/p/pcz/pcz.html">https://www.ekf.com/p/pcz/pcz.html</a>

## Ordering Information

For popular PC8-FLUTE SKUs please refer to  
[https://www.ekf.com/liste/liste\\_21.html#PC8](https://www.ekf.com/liste/liste_21.html#PC8)

## CompactPCI® PlusIO

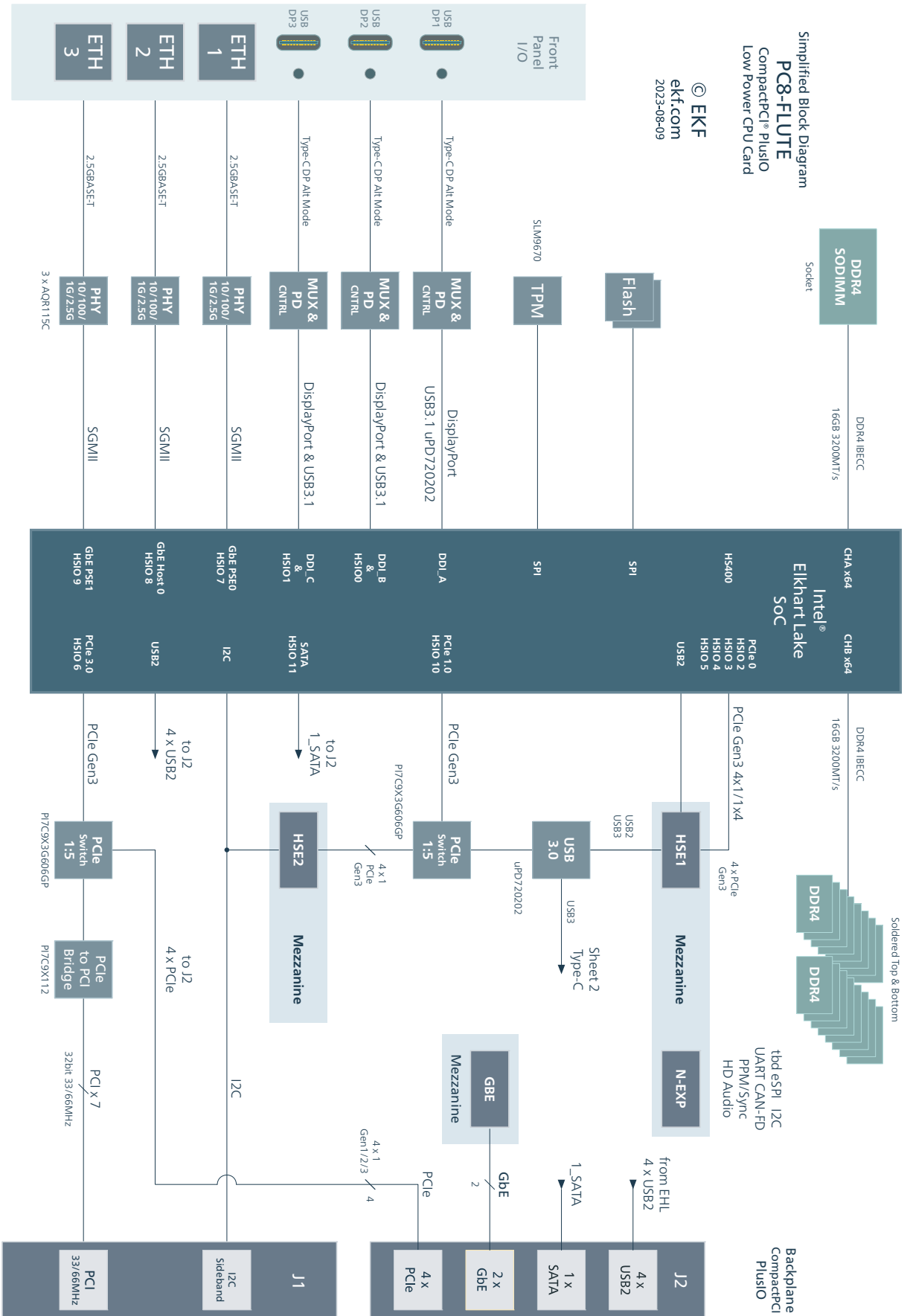
CompactPCI® PlusIO (PICMG® 2.30) is an enhancement to CompactPCI® Classic which enables system expansion and rear I/O across J2. High speed signal lines (PCI Express®, SATA, Gigabit Ethernet and USB) are passed from the PC8-FLUTE via the J2 connector to the backplane, for usage either with a PlusIO rear I/O transition module, or CompactPCI® Serial peripheral cards.

CompactPCI® Serial (PICMG® CPCIS.0) defines a card slot based on PCI Express®, SATA, Gigabit Ethernet and USB serial data lines. On a hybrid backplane, both card styles CompactPCI® and CompactPCI® Serial can reside, with the PC8-FLUTE in the middle as system controller for both backplane segments, combining the technologies of both worlds.

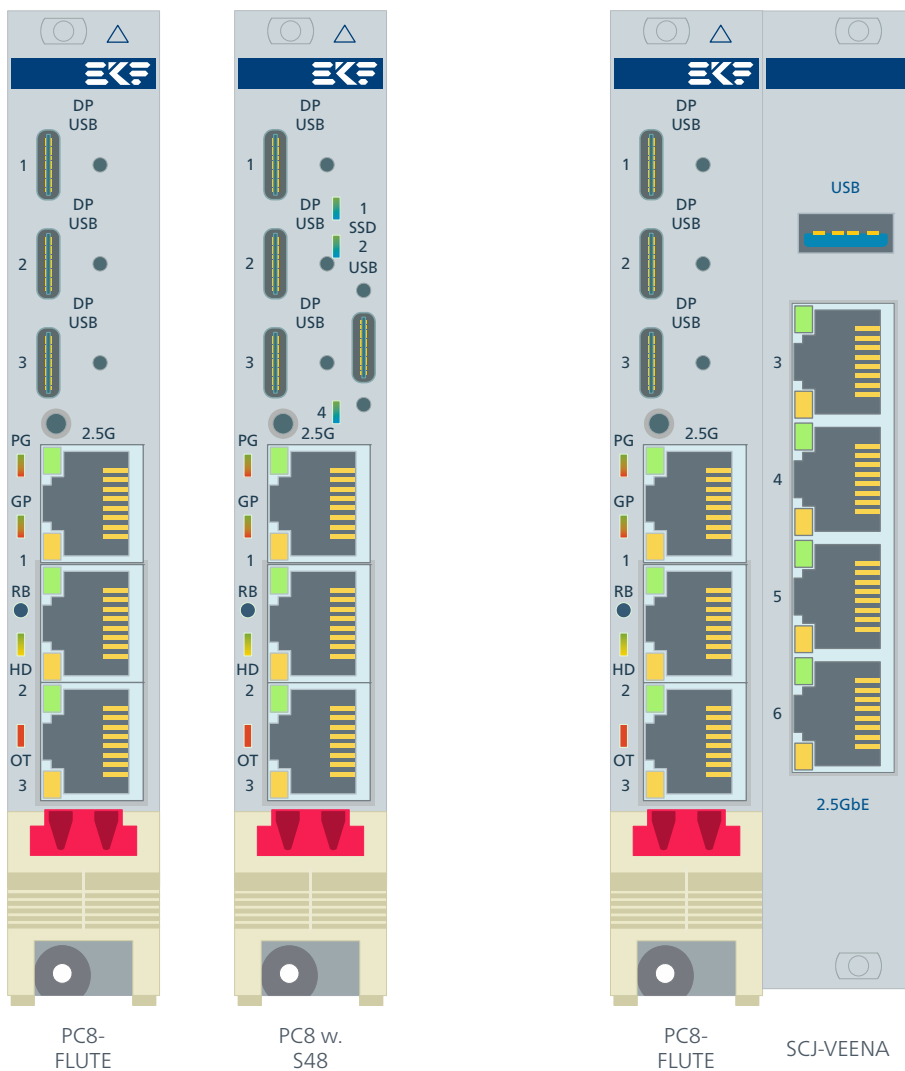


SRP-BLUBOXX

### Block Diagram



### Front Panel

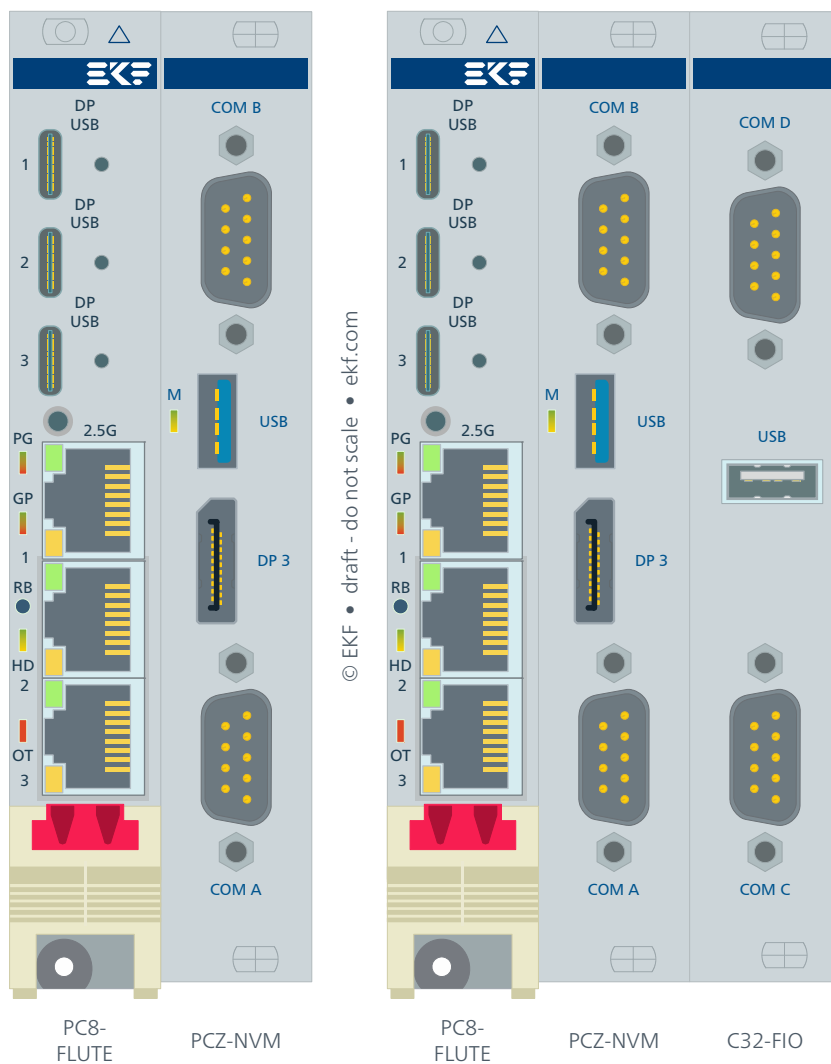


PC8-FLUTE

PC8 w. S48

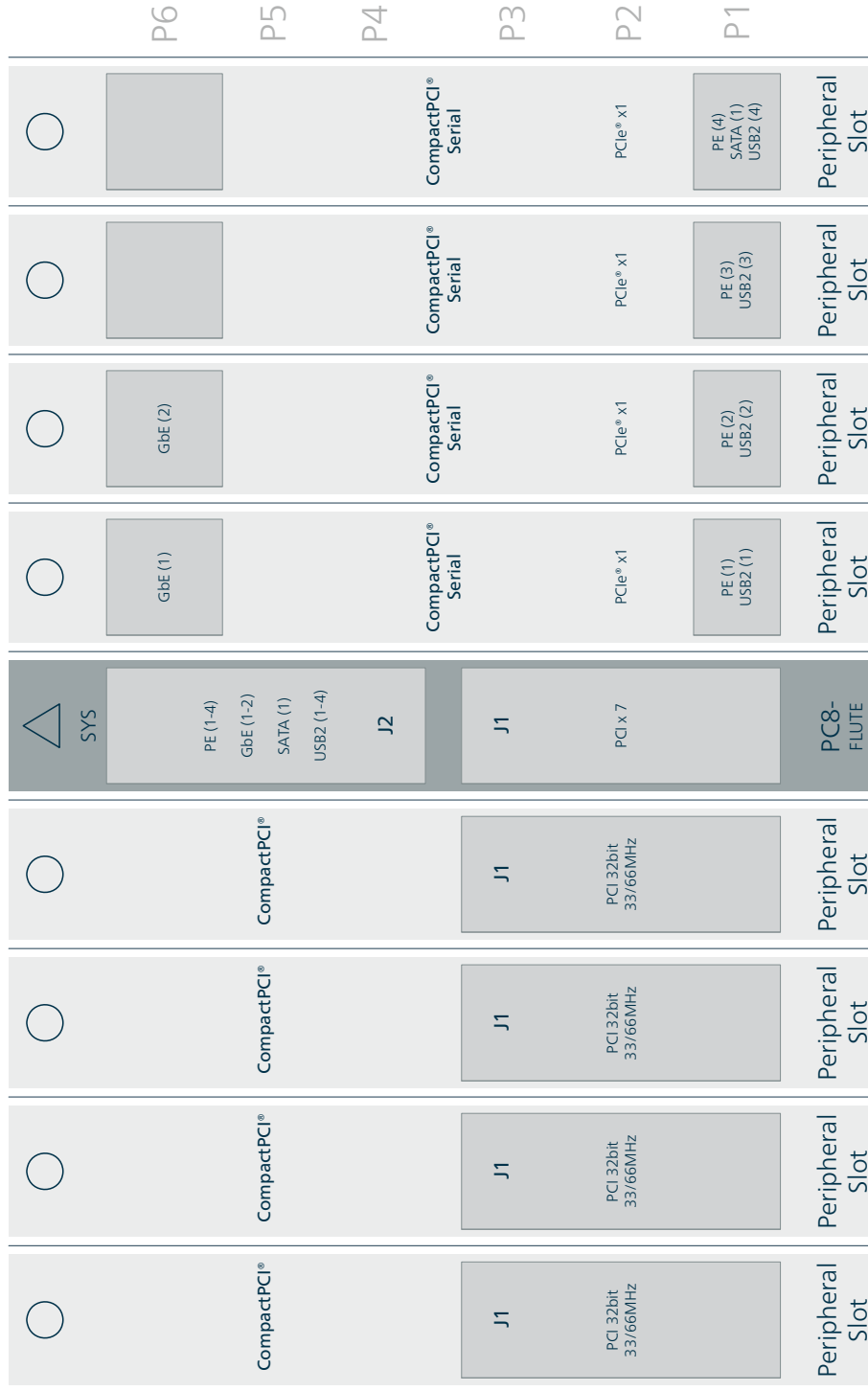
PC8-FLUTE

SCJ-VEENA



Typical Hybrid Backplanes

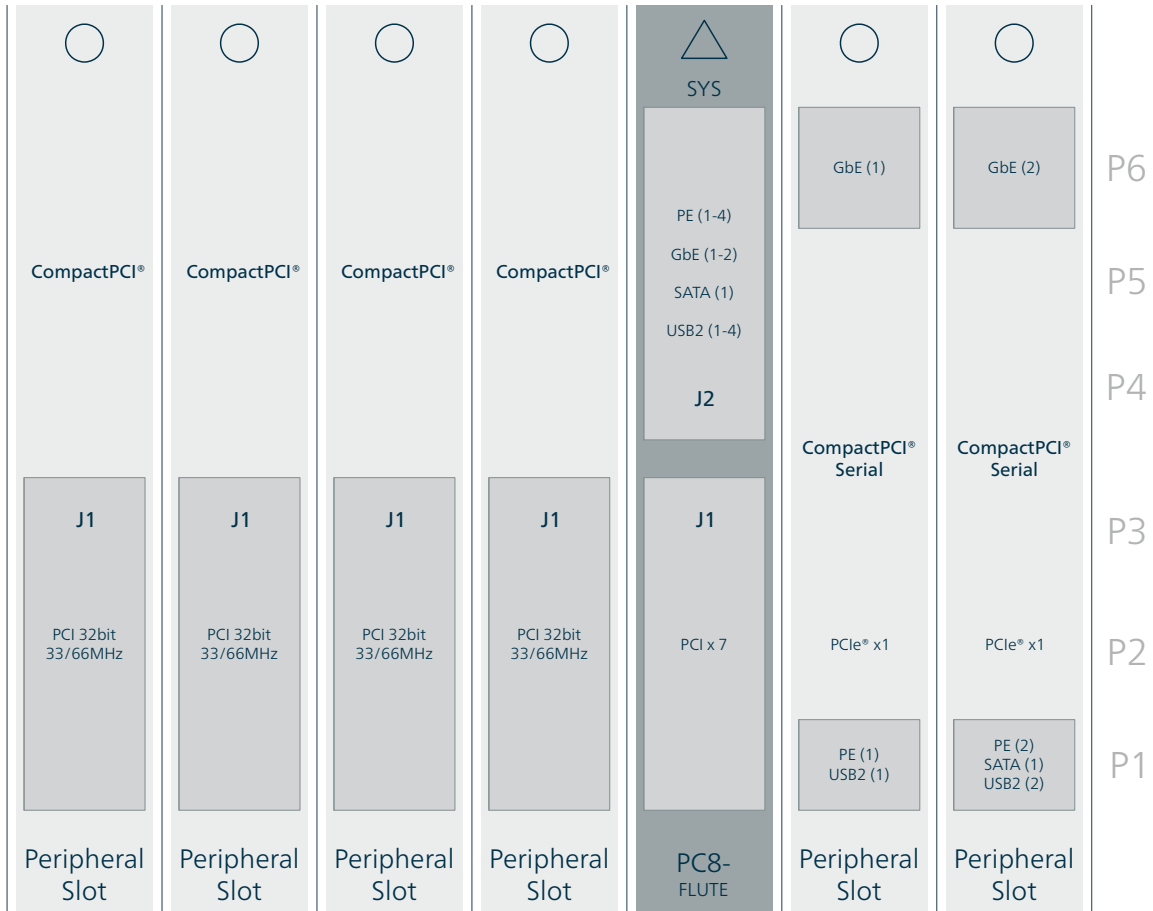
PC8-FLUTE • Resources w. 4+1+4 Slots Hybrid Backplane



© EKF • ekf.com

For 8HP front panel CPU assemblies consider a spare slot right to the system slot

PC8-FLUTE • Resources w. 4+1+2 Slots Hybrid Backplane



© EKF • ekf.com

For 8HP front panel CPU assemblies consider a spare slot right to the system slot

The components used on the PC8-FLUTE are capable for PCIe® Gen3 and SATA 6G transfer speed. However, due to the J2/P2 legacy backplane connector construction, the CompactPCI® 2.30 PlusIO specification describes only PCIe® Gen1/2 and SATA 1.5G/3G protocols. Higher operational speed may work in a particular system configuration but cannot be guaranteed therefore.





SRP-4401



SRP-3201-BLUBOXX



Industrial Computers Made in Germany  
boards. systems. solutions.



Beyond All Limits:  
EKF High Performance Embedded

Document No. 10055 • 14 August 2023

EKF Elektronik GmbH  
Philipp-Reis-Str. 4 (Haus 1)  
Lilienthalstr. 2 (Haus 2)  
59065 HAMM  
Germany



Phone +49 (0)2381/6890-0  
Fax +49 (0)2381/6890-90  
Internet  
<https://www.ekf.com>  
E-Mail [sales@ekf.com](mailto:sales@ekf.com)